

CURRICULUM BUILDERS



FOR YOUTH DEVELOPMENT®
FOR HEALTHY LIVING
FOR SOCIAL RESPONSIBILITY

CHILD CARE RESOURCE SERVICE

RESOURCE AND REFERRAL

June 2016

www.ymca.org/crs

SUPPORTING CHILD CARE PROVIDERS AND EARLY CHILDHOOD EDUCATION



ABOUT THE STORY

It's Mine!

By: Leo Lionni

Three selfish frogs live together on an island in the middle of Rainbow Pond. All day long they bicker: *It's mine! It's mine! It's mine!* But a bad storm and a big brown toad help them realize that sharing is much more fun.

STORY STRETCHERS

While reading the story, ask children open ended questions that will encourage comprehension and more complex thinking. Below are some questions to ask.

- Why are the frogs not getting along?
- How can they learn to share?
- What happens to the pond where the frogs live?
- When they meet the toad, what does he try and teach them?
- What changes the frogs attitudes?

CRS RESOURCE LIBRARY

Curriculum Resource books and toys are available to check out at our library. Call 619-521-3055 ext. 2304 to make a library appointment.

WEB SITES

Here are some websites to give you more curriculum ideas:

<http://www.preschool-plan-it.com/frog-theme.html>

<http://www.everythingpreschool.com/themes/frog/index.htm>

<http://www.123child.com/lessonplans/animals/frogs.php>

<http://www.kidactivities.net/post/frog-theme-for-school-age-kids.aspx>

CONNECT WITH US!

Learn about upcoming events, Wellness Wednesday, Family Friday and more:

www.facebook.com/YMCA.CRS

www.ymca.org/crs



OUTDOOR PLAY


FROG HOP RELAY

1. Form two even teams
2. The first players from each team get into frog position, squatting with their hands on the ground.
3. While making frog sounds, they "frog hop" to the end of the playing field and back.
4. When they return, the next person on each team does the same.


LANGUAGE AND LITERACY

BOOKS


All books may be checked out at the YMCA CRS Resource and Toy Lending Library.



Jump Frog, Jump!
by Robert Kalan



Salta y Brinca/Hop Jump
by Ellen Stoll Walsh



Frogs
by Gail Gibbons

MATH

FROGS COUNTING BOX

This activity filled box comes with 10 irresistible web mats labeled with numbers 1 through 10, plus over 55 spider manipulatives that belong in each picture! Children count out the spiders to match the number printed on each mat and complete each fun-filled scene!



This item may be checked out at the YMCA CRS Resource and Toy Lending Library.

GROSS MOTOR

FROGGY SAYS

This can be played during Circle Time, during transitions, or as an outdoor activity. Give children a variety of "hopping" commands. Below are a few ideas for commands.

Froggy Says:

- Hop in one place
- Hop and turn in a circle at the same time
- Hop on left/right foot
- Hop backwards
- Hop sideways
- Hop over a line
- Hop with a partner
- Hop quietly to line up

MUSIC & MOVEMENT

FIVE GREEN AND SPRECKLED FROGS

Five green and speckled frogs sat on a speckled log
Eating some most delicious bugs -- YUM YUM!
One jumped into the pool where it was nice and cool
Then there were four green and speckled frogs.

Four green and speckled frogs sat on a speckled log
Eating some most delicious bugs -- YUM YUM!
One jumped into the pool where it was nice and cool
Then there were three green and speckled frogs.

Three green and speckled frogs sat on a speckled log
Eating some most delicious bugs -- YUM YUM!
One jumped into the pool where it was nice and cool
Then there were two green and speckled frogs.

Two green and speckled frogs sat on a speckled log
Eating some most delicious bugs -- YUM YUM!
One jumped into the pool where it was nice and cool
Then there was one green and speckled frogs.

One green and speckled frogs sat on a speckled log.
Eating some most delicious bugs -- YUM YUM!
One jumped into the pool where it was nice and cool.
Then there were no green and speckled frogs.

